


seeing the
invisible

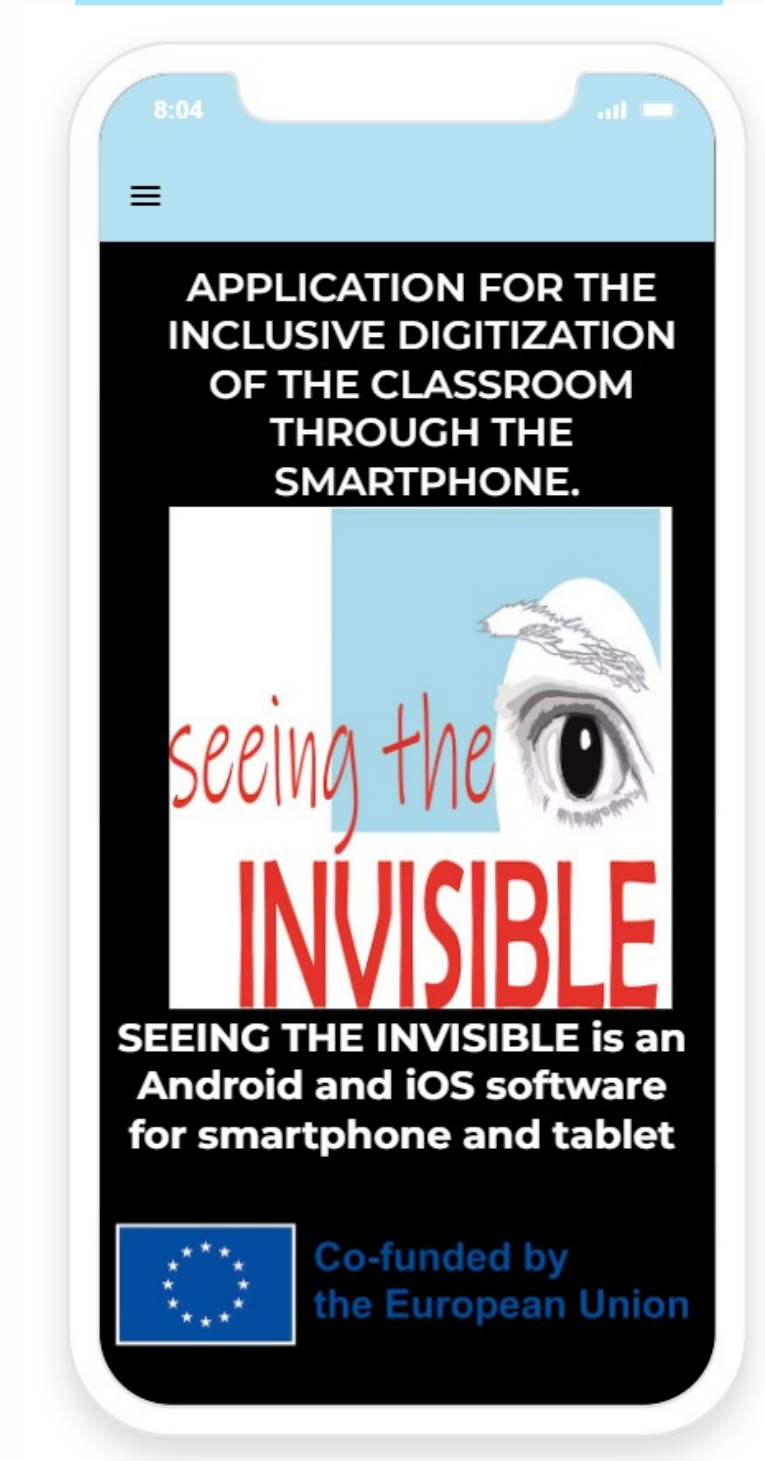


SEEING THE INVISIBLE

EDUCATIONAL APPLICATION FOR THE INCLUSIVE
DIGITALIZATION OF THE CLASSROOM THROUGH THE
SMARTPHONE.



Co-funded by
the European Union



Asociación
de ayuda a
personas con
albinismo



This presentation has been created within the framework of the Erasmus+ Project

“SEEING THE INVISIBLE: INCLUSIVE DIGITALIZATION OF
LOW VISION STUDENTS IN SCHOOL EDUCATION”

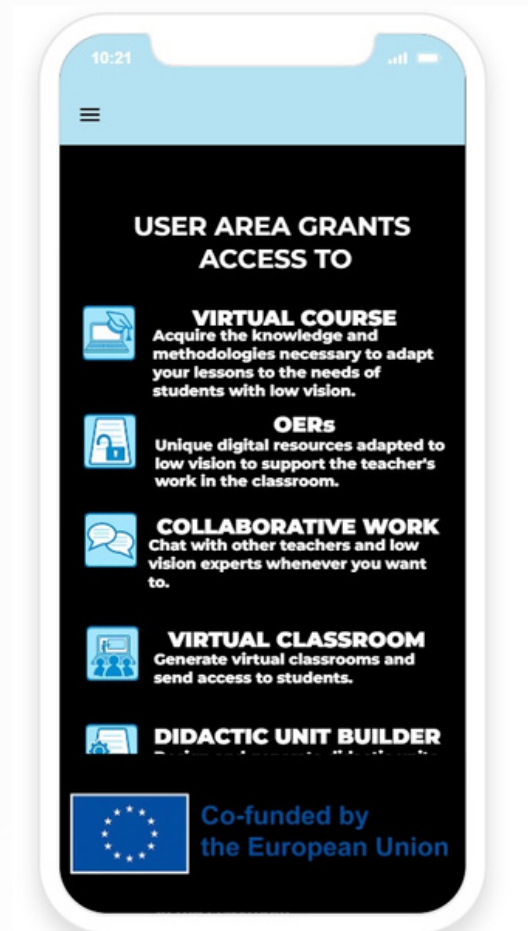
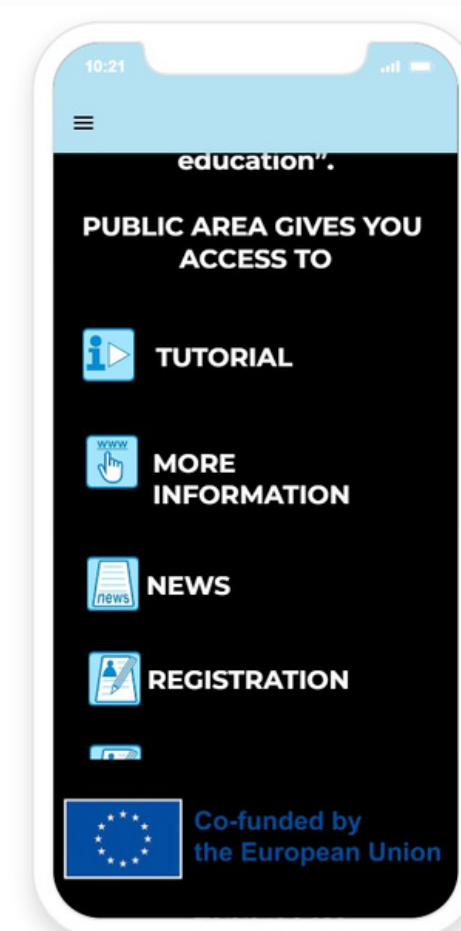
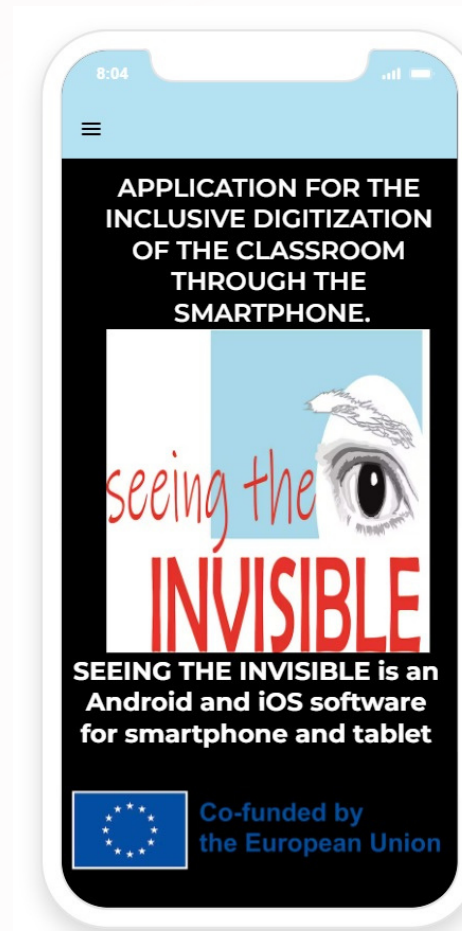
This project is co-funded by the Erasmus+ Programme of the European Union. The content of this presentation is the sole responsibility of Redtree Making Projects Coop.V. and the organizations collaborating in the project, and neither the European Commission nor the Spanish Service for the Internationalization of Education (SEPIE) can be held responsible for the use made of the information disseminated here.



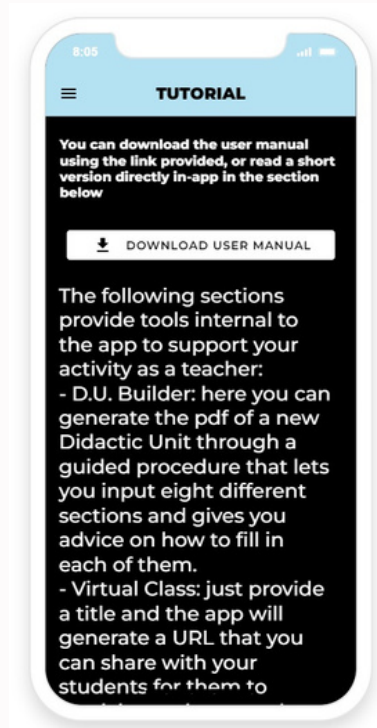
**Co-funded by
the European Union**

A software for Android and iOS that gives secondary school teachers the tools they need to:

- **Generate materials** (didactic units and learning situations) for any secondary education course fully adapted to low vision.
- **Create virtual classrooms** in which to carry out teaching.
- **Generate a process of reflection** and learning between them and with low vision experts.

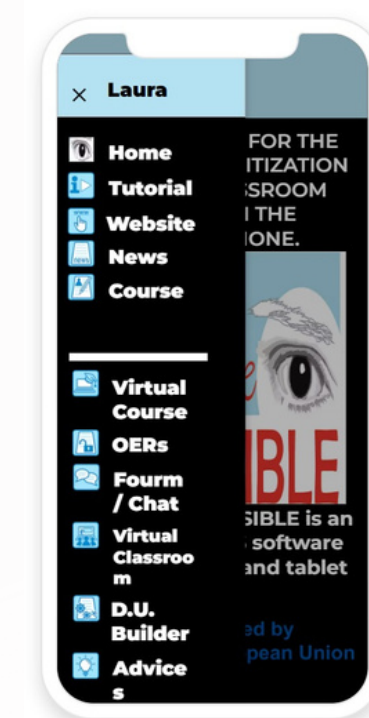


PUBLIC AREA CONTENTS



TUTORIAL: This section houses the user manual, which explains the step-by-step use of the application, as well as all of its tools.

WEBSITE: This section links to the official website of the Erasmus+ project: an easily accessible space for school principals, students, and teachers to access all of the project's results for free, communicate with low vision experts, and learn more about our project and the Erasmus+ Programme.



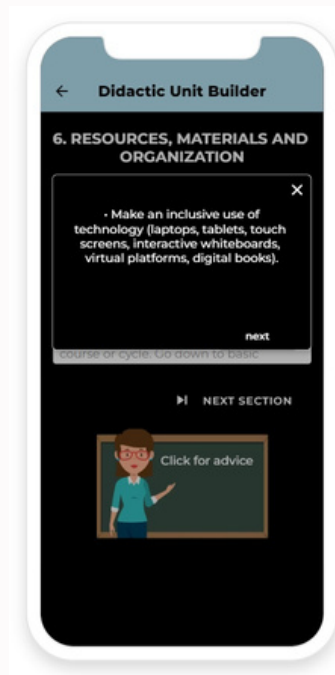


NEWS: In this section, users, both registered and unregistered, can read news relevant to the teaching world added by the project administrators or by other users.

TRAINING COURSE: This section links to the Virtual Course for Teachers: Inclusive Digitalization in School Education, developed within the framework of the Erasmus+ project.

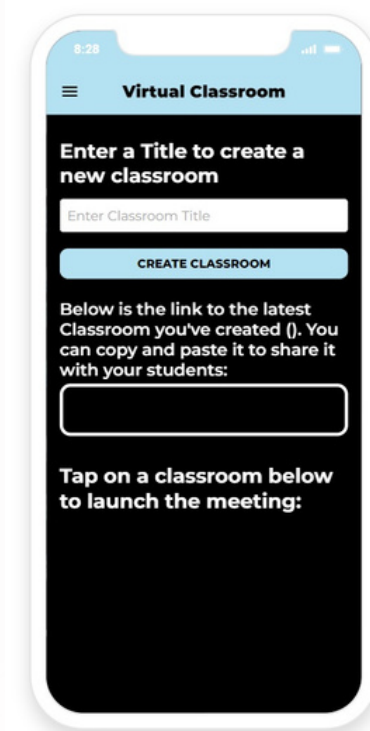


USER AREA CONTENTS



CREATE DIDACTIC UNITS: This section allows to generate a Didactic Unit adapted to low vision in a virtual and guided format that provides guidelines and models to follow.

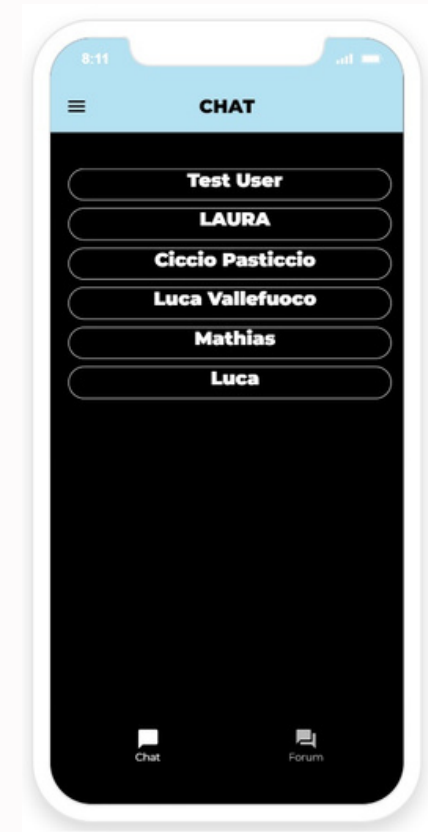
VIRTUAL CLASSROOMS: This section provides the tools to create and manage virtual classrooms through an in-app video call system.



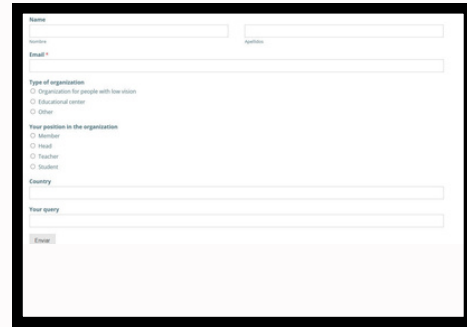


FORUM: In this section, users can participate in the community by creating new threads or posting/commenting on existing ones (including those they have created themselves).

CHAT: In this section, teachers will be able to talk to each other and with experts synchronously, and share experiences or doubts.

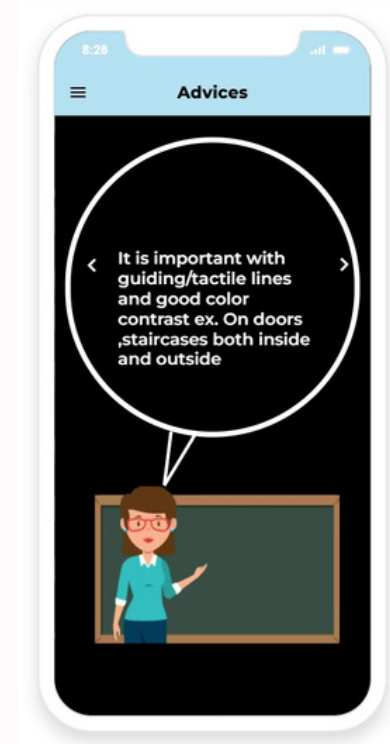


OERs: This section links to the Open Educational Resources developed within the framework of this Erasmus+ project.



ADVICE SERVICE: This section redirects to the Teacher Advice Service, a service for teachers of students with low vision, where they can ask their questions or receive help from experts in the field of rare diseases.

TIPS: This page includes helpful tips created by experts on how to adapt teaching to the presence of one or more students with low vision in the classroom.



TRAINING COURSES: This section links to the Virtual Course for Teachers: Inclusive Digitalization in School Education, developed within the framework of the Erasmus+ Project.

ACCESS AND DOWNLOAD



ANDROID

ios

IOS

www.schoolforall.eu/seeingtheinvisible/o1/

USER GUIDE



SPANISH



ENGLISH



ITALIAN



FRENCH



Co-funded by
the European Union



THANK YOU VERY MUCH

FOR MORE INFORMATION:

www.schoolforall.eu/seeingtheinvisible

