

21.000

BLIND CHILDREN UNDER 15 YEARS OLD IN EUR A REGION OF WHO
Bulletin of the World Health Organization | 2004

284.939*

CHILDREN UNDER 15 YEARS OLD WITH VI OR BLIND
Bulletin of the World Health Organization | 2007
* Extrapolation of global data to EUR A

0,1-0,41/1000
children 0-5 with SEN and
and visual impairment in EUROPE

PRE-PRIMARY EDUCATION IN DATA

95,4%

Percentage of children in pre-primary school

13,590,458

Nº of teachers

10,54

millions
Nº of children in pre-primary schools

0,1-0,41/1000

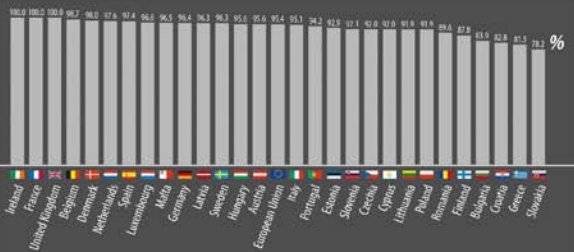
children 0-5 with SEN and
and visual impairment

99,0 %

Students with low vision
integrated in ordinary centers

EDUCATIVE ORGANIZATION

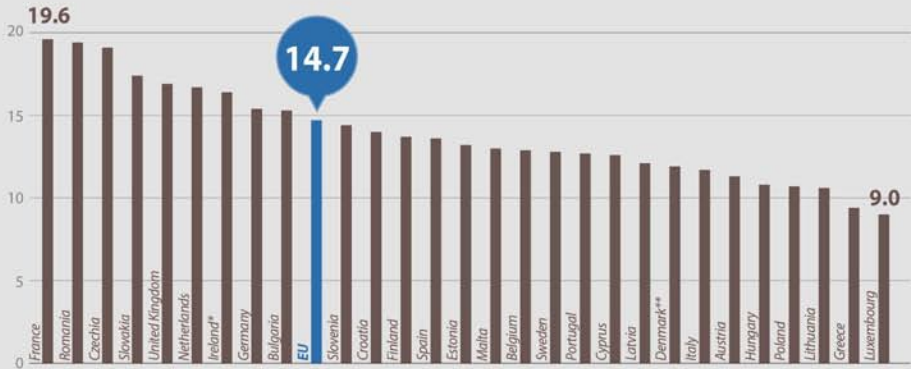
4 YEARS OLD PARTICIPATION IN PRE-PRIMARY EDUCATION 2017



Source: Eurostat (online data code: educ_uae_esa16)

Number of pupils per teacher in primary education

(2017 data)

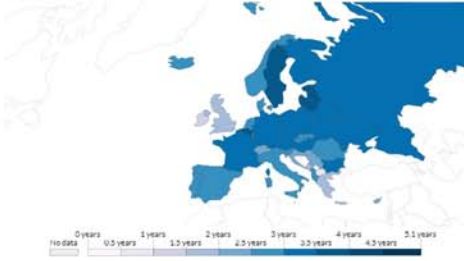


Source: Eurostat dataset educ_uae_perp04
*2013 data, **2014 data

ec.europa.eu/eurostat

School life expectancy at the pre-primary education level, 2015

Number of years a child of pre-primary education entrance age can expect to spend in pre-primary education.



Source: World Bank

CC BY

Duration of pre-primary education, 2016

The duration of pre-primary education is measured in number of grades (years). These estimates come from official country reports to UNESCO's annual education surveys. The definition of 'pre-primary' corresponds to the International Standard Classification of Education (ISCED). The reference years reflect the school year for which the data are presented. In some countries the school year spans two calendar years (for example, from September 2010 to June 2011); in these cases the reference year refers to the year in which the school year ended (2011 in the examples).



Source: World Bank

CC BY